




NUOVA

AURELIA



NUOVA AURELIA enables an unparalleled **smoother workflow** thanks to **reactive technology**, resulting in **high-quality in-cup consistency**.

DEDICATED TO:

- COFFEE CHAINS
- MACROROASTER
- RESTAURANTS
- HIGH VOLUME LOCATIONS

NUOVA AURELIA





WHY NUOVA?

Nuova in Italian means “new”, and this is the word that has always expressed the search for innovation, that is so fundamental to Nuova Simonelli.

Nuova Aurelia stands out as the masterpiece of our ideal tech-for-human: our mission is to create the smartest coffee machine, as well as the most intuitive to work with.

We are proud to present you:

THE NEXT WORKSTATION.

NUOVA AURELIA

 **nuova
SIMONELLI**
The coffee machines you can trust.

ONE STATION

FOR EVERY BEVERAGE

Nuova Aurelia empowers baristas with a broader range of beverages that can be made automatically and intuitively thanks to an easy-to-use set of co-working technology solutions.



NUOVA AURELIA

 **nuova
SIMONELLI®**
The coffee machines you can trust.



FAST WORKFLOW

The same quality and consistency in every shop of your chain. Every step of the process can be automated and set to the same standards thanks to:

- **E-steam with Electronic knob**
- **E-Milk technology**
- **Autopurge**
- **Touchscreen display**
- **Ergonomics**
- **C-Automation**

NEW ELECTRONIC KNOB TO SPEED UP THE PROCESS.

The new electronic knob replaces the old push-and-pull steam regulation system, making it easier and faster to use.

It is made in aluminium and designed for maximum ergonomics. The barista can **rotate or press** the knob to adjust the purge intuitively.

NUOVA AURELIA





E-STEAM

Nuova Aurelia introduces the E-Steam technology, the electronic steam control that's very easy to use.

Through to the new electronic knob, the E-Steam technology delivers precisely the right amount of steam continuously, keeping up with demand at all times.

In case of steam wand with temperature probe, it is possible to read the temperature on the knob display.

NUOVA AURELIA

 **nuova
SIMONELLI®**
The coffee machines you can trust.

ELECTRONIC KNOB.

HOW IT WORKS

with STANDARD STEAM WAND



ROTATE THE KNOB TO PURGE



PUSH THE KNOB TO
ACTIVATE/DISACTIVATE THE STEAM

NUOVA AURELIA



ELECTRONIC KNOB.

HOW IT WORKS

with STEAM WAND AND
TEMPERATURE PROBE



ROTATE THE KNOB TO PURGE



PUSH THE KNOB TO
ACTIVATE/DISACTIVATE THE STEAM



READ THE MILK TEMPERATURE

NUOVA AURELIA



E-MILK

NEW AUTOMATIC WAY TO STEAM
MILK OR PLANT BASED DRINKS



NUOVA AURELIA

 **nuova
SIMONELLI**
The coffee machines you can trust.

E-MILK TECHNOLOGY

The totally new E-Milk technology enables automatic frothing of dairy and plant-based drinks at the right temperature and with the right dose of foam.

Just press the new electronic knob to get the correct amount of milk cream for cappuccinos, flatwhites, americanos and lots of other drinks.

NUOVA AURELIA





E-MILK

HOW IT WORKS

RESTING POSITION SENSOR

The sensor recognizes when the E-Milk wand is in the rest position and can start, if activated, the automatic purging. Advantages:

- it ensures precise cleaning of the wand (reduction of milk and steam residues)
- it reduces cleaning times of the wand for activities with higher added value.

E-MILK STEAM WAND

The wand is made of a **new polymer material** and remains cool when in use providing safety, easy cleaning and comfort for the barista.

MILK PRESENCE SENSOR

The sensor recognizes when the E-Milk wand is immersed in the milk and, if the automatic steaming function is active, the wand starts frothing once the milk pitcher is in position on the tray. This automation allows for reducing the times of manual wand activation.

E-MILK

HOW IT WORKS



SAVE YOUR MILK BASED RECIPES ON THE MAIN DISPLAY

- You can save and organize up to 9 recipes
- You can set an icon for each recipe



ROTATE THE KNOB TO CHOOSE RECIPE

(the display on the knob will show you the icon or the name and icon of your recipe)



PUSH THE KNOB TO ACTIVATE THE E-Milk STEAM WAND

E-MILK TECHNOLOGY

ADVANTAGES

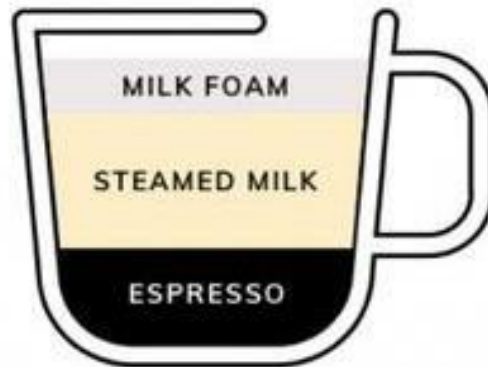
RECIPES STANDARDIZATION:

you can save up to 9 different milk/plant-based recipes, and the E-Milk system ensures consistent frothing while respecting the preset settings.

CAPPUCCINO



LATTE



FLAT WHITE





TOUCH SCREEN DISPLAY

- 2,8" (MP, VOL XT and SEM XT versions).
- Up to 9 milk based recipes set
- Up to 6 coffee based recipe set (MP, VOL XT and SEM XT versions).
- Energy saving program (MP version)
- Weekly programming (MP, VOL XT and SEM XT versions).

AUTOPURGE

Autopurge is the automatic cleaning of the group. After detaching the portafilter makes for quicker preparation of drink preparation and guarantees the cleanliness of the components over a longer period, along with reduced maintenance.

Available on: MP, VOL XT and SEM XT versions.



PULSEJET

PulseJet brings the **best flavour balance** and texture to your **espresso cup**.

PulseJet is an on/off espresso extraction technology that avoids any over-extraction of your coffee cake. It uses water pulses giving the coffee cake more space to expand, achieving a more balanced result in the cup in terms of aroma and flavours.

Available on: MP version.

NUOVA AURELIA



ENERGY SAVING

Nuova Aurelia has been designed to reduce energy loss and its carbon footprint, thanks to innovative technologies and an attentive evaluation of the production process.

- **INSULATED BOILERS IN ALL VERSIONS.** Boilers are made with a special insulation material to minimize heat loss and thus save energy.
- **WEEKLY PROGRAMMING.** Daily on/off setting to reduce consumption. (MP, VOL XT and SEM XT versions).
- **GROUP OFF-SWITCH** option for low times (MP version).
- **AUTOPURGE**

NUOVA AURELIA





SOLID DESIGN

The entire machine is reinforced for unprecedented durability. The materials are designed for strong usage and intuitive ergonomics.

NUOVA AURELIA

 **nuova
SIMONELLI®**
The coffee machines you can trust.

HIGH VERSATILITY



**Low or raised
groups**



Led lights



**New sliding
tray**



**Ghost group
display**

1 STATION FOR EVERY BEVERAGE
3 VERSIONS FOR DIFFERENT NEEDS:

MP

Maximum control and temperature stability for every coffee extraction. Multiboiler system with MP technology.



VOLUMETRIC

strong performance and easy to use even for first-time baristas.

**SEMI
AUTOMATIC**

the most simple version, granting high-quality

NUOVA AURELIA

 **nuova
SIMONELLI®**
The coffee machines you can trust.



NUOVA AURELIA MP

MAXIMUM PERFORMANCE

NUOVA Aurelia MP (Maximum Performance) is able to offer chains, roasters and restaurants a fluid workflow, with its responsive technology, high productivity capacity, and a consistent result in the cup. Nuova Aurelia MP guarantees maximum control and temperature stability due to the multiboiler MP technology that gives the version its name.

MAIN BENEFIT: Maximum brewing control and temperature stability on every coffee extraction.

NUOVA AURELIA

NUOVA AURELIA MP

MAIN BENEFIT: Maximum brewing control and temperature stability on every coffee extraction.

TECHNOLOGIES:

- MP technology
- E-Steam
- **Autopurge***
- **Group display***
- Electronic knob
- **PulseJet**
- **PID**
- Double wall steam wand
- Touchscreen display
- **Motor Cooling System**

OPTIONALS:

- E-MILK
- **C-Automation**
- Hot water temperature control
- Cupwarmer
- Telemetry ready (API service)

*included

NUOVA AURELIA

MP - MAXIMUM PERFORMANCE



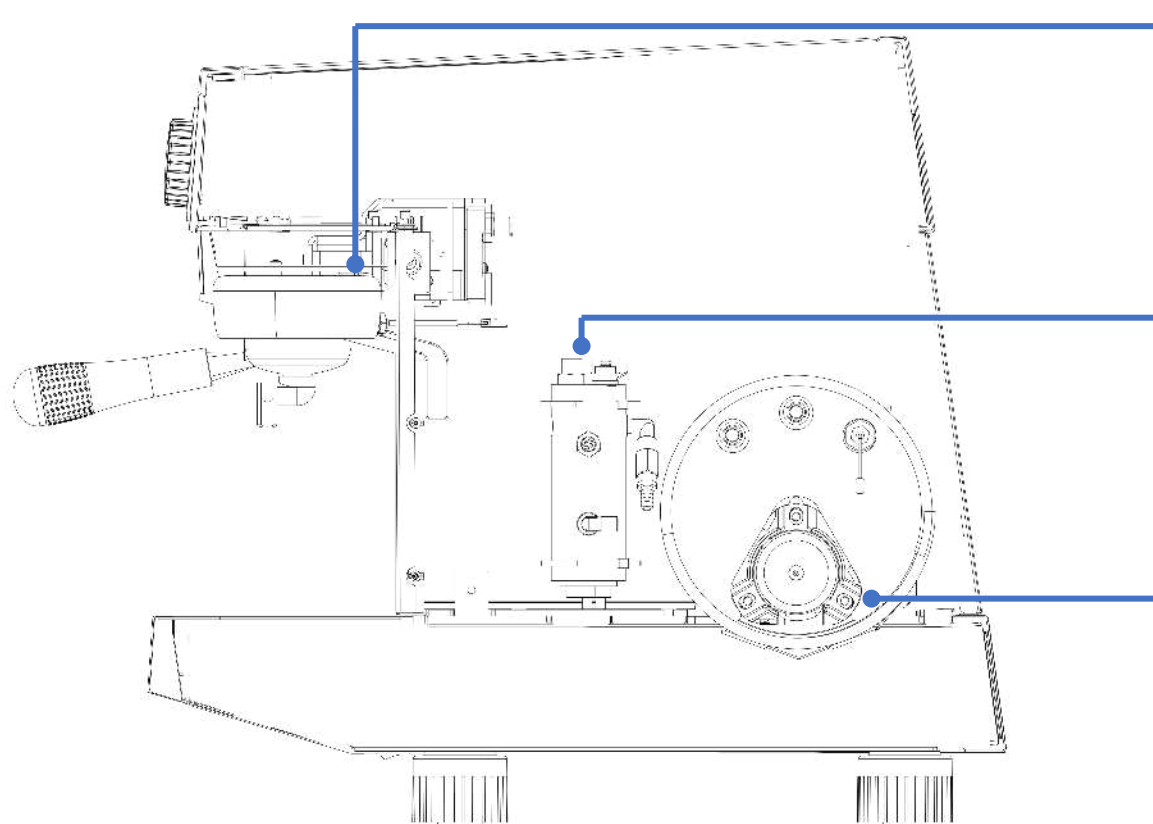
The Maximum Performance technology requires less energy, allowing for smaller boilers since only necessary water is heated.

In addition, the boilers are insulated and coated with an innovative material that prevents heat loss and increases energy efficiency.

The process is efficient, but also simple: the barista only has to set the temperature from the display. The machine's electronics do the rest, keeping the temperature stable during the entire dispensing phase.

Baristas can count on the same high performance level, while the business can benefit from reduced energy consumption.

MP - MAXIMUM PERFORMANCE



DISPENSING GROUP

Weight: 3.5 kg
Power: 300 W
Range: 80-105°C
Material: brass
Regulation: temperature probe

COFFEE BOILER

Capacity: 0.14 lt
Power: 600 W
Range: 80-105°C
Material: stainless steel
Regulation: temperature probe

STEAM BOILER

Capacity: 8 lt
Power: 4000 W (2 groups) - 4500W (3 groups)
Range: 0.8-2.5 bar
(optimum 2.1 bar)
Material: stainless steel



NUOVA AURELIA

NUOVA AURELIA VOLUMETRIC

Nuova Aurelia Volumetric and Volumetric XT single boiler coffee machines guarantee beverage consistency, simplified maintenance, and ease of use. The XT version is available with touchscreen display and offers C-Automation technology as optional

MAIN BENEFIT: volumetric control and solutions able to prepare great cup in an easy and fast way

TWO DIFFERENT VERSIONS:

- Volumetric XT – with extra technologies
- Volumetric

NUOVA AURELIA VOLUMETRIC

MAIN BENEFIT: volumetric control and solutions able to prepare great cup in an easy and fast way

TWO DIFFERENT VERSIONS:

- Volumetric XT – with display and exclusive features (compared with Volumetric version)
- Volumetric

TECHNOLOGIES:

- Volumetric control
- Boiler insulation
- Soft Infusion system
- E-Steam with electronic knob
- Automatic cleaning program
- **Touchscreen display (only XT)**
- **PID (only XT)**

OPTIONALS:

- Motor Cooling System
- Telemetry ready (API service)
- E-Milk
- Double wall steam wand
- **Group display**
- Cupwarmer

NOT AVAILABLE

- Pulse Jet

Only for XT VERSION:

- **Autopurge**
- **Hot water temperature control**
- **C-Automation**

NUOVA AURELIA VOLUMETRIC CONFIGURATION

	VERSION	VOL XT	VOL
BOILER	Pressure control	digital	mechanical
GROUP	Groups height	low or raised	low or raised
GROUP	Led lights	optional	optional
	Autopurge	optional	not available
STEAM	E-MILK	optional	optional
HOT WATER	Temperature control	optional	not available
ELECTRONIC	Display touchscreen 2,8"	included	not available
	Group display	optional	optional
	C-Automation	optional	not available
	PID	included	not available
	Telemetry ready (API service)	optional	optional



NUOVA AURELIA SEMIAUTOMATIC

Nuova Aurelia Semiautomatic and Nuova Aurelia Semiautomatic XT single boiler coffee machines guarantee consistent performance, simplified maintenance, and ease of use. The XT version is available with touchscreen display.

MAIN BENEFIT: manual control and solutions able to prepare great cup in an easy and fast way

TWO DIFFERENT VERSIONS:

- Semiautomatic XT – with touchscreen display
- Semiautomatic

NUOVA AURELIA

NUOVA AURELIA SEMIAUTOMATIC

MAIN BENEFIT: manual control and automated solutions able to prepare great cup in an easy and fast way

TWO DIFFERENT VERSIONS:

- Semiautomatic XT – with extra technologies
- Semiautomatic

TECHNOLOGIES:

- Manual control
- Boiler insulation
- Soft Infusion system
- E-Steam with electronic knob
- Automatic cleaning program
- **Touchscreen display (only XT)**
- **PID electronic control (only XT)**

OPTIONALS:

- Motor Cooling System
- Led Lights
- Double wall steam wand
- **Group display**
- Cupwarmer
- E-Milk
- Telemetry ready (API service)
- **Only on XT VERSION:**
 - **Autopurge**
 - **Hot water temperature control**

NOT AVAILABLE

- C-Automation
- Pulse Jet

NUOVA AURELIA SEMIAUTOMATIC CONFIGURATION

	VERSION	SEM XT	SEM
BOILER	Pressure control	digital	mechanical
GROUP GROUP	Groups height Led lights Autopurge	low or raised optional optional	low or raised optional not available
STEAM	E-MILK	optional	optional
HOT WATER	Temperature control	optional	not available
ELECTRONIC	Display touchscreen 2,8" Group display C-Automation PID Telemetry ready (API service)	included optional not available included optional	not available optional not available not included optional



VERSION		SEMIAUTOMATIC	SEMIAUTOMATIC XT	VOLUMETRIC	VOLUMETRIC XT	MP
BODY	Material	2-3 groups stainless steel + abs				
	Color	black, red, white, metallic gray				
	Sliding drip tray	Included				
BOILER	Steam Boiler	10-15	10 -15	10 -15	10 -15	8 lt
	Coffee boiler	0,14 lt				
	Insulation	included				
TECHNOLOGIES	Pressostat	manual	digital	manual	digital	digital
	MP Tech	not available	not available	not available	not available	included
	SIS Soft Infusion System	included	included	included	included	included
	Pulse Jet technology	not available	not available	not available	not available	included
GROUP	Motor cooling system	optional	Optional	optional	optional	included
	Groups height	low or raised				
	Led lights	optional	Optional	optional	optional	included
	Autopurge	not available	optional	not available	optional	included
STEAM	Stainless steel porta-filter	not available	not available	not available	not available	included
	E-Steam with Electronic knob	included	included	included	included	included
	Double wall steam wand	optional	optional	optional	optional	included
	E-Milk (only on the right side of the machine)	optional				
HOT WATER	Economizer	included				
	3 Hot water dosage	included				
	Hot water temperature control	not available	optional	not available	optional	optional
CUP WARMER	On/off electric	optional				
ELECTRONIC	Display touchscreen 2,8"	not available	included	not available	included	included
	Electronic knob display	only with E-Milk	only with E-Milk	only with E-Milk	only with E-Milk	only with E-Milk
	Group display	optional	optional	optional	optional	included
	Automatic cleaning program	included	included	included	included	included
	C-Automation	not available	not available	not available	optional	optional
	PID	not available	included	not available	included	included
	Telemetry Kit	optional	optional	optional	optional	optional
DIMENSION	W x D x H mm	820x562x515mm (2gr) 1030x562x515mm (3gr)				
WEIGHT	Net/Gros Kg	78/84 (2gr) 92/102 (3gr)				
POWER	Voltage	220-240V 50-60Hz 380-415V 50-60Hz				
	Maximum power	4700-5200	4700-5200	4700-5200	4700-5200	6000-7400

COLOR PALETTE

NUOVA
RED



NUOVA
BLACK



NUOVA AURELIA

NUOVA
WHITE



NEW COLOUR

**METALLIC
GRAY**

THANK YOU