




# ROCKET®

---

ESPRESSO MILANO





# ***ROCKET ESPRESSO***

Rocket Espresso produces the finest espresso machines in the tradition of 'Fatto a Mano' translated to, 'made by hand'. Our small team of craftsmen produce both premium domestic and commercial espresso

machines, beautifully made with meticulous care and attention to detail.


More importantly, Rocket Espresso machines will deliver the finest espresso in the cup, time after time.

A partnership between New Zealander Andrew Meo and Italian Daniele Berenbruch who bring philosophies from opposing sides of the world into their Milan factory to make the best espresso machines they possibly can.



## **R 9V PRESSURE PROFILING**

*fully saturated group // multi boiler technology*









## **R 9V PRESSURE PROFILING** *fully saturated group // multi boiler technology*

GROUPS	2	3
TECHNOLOGY	Multi Boiler with Saturated Groups	
PROGRAMMABLE PRESSURE PROFILE SYSTEM	5 preset programs (can be modified) + 1 semi-automatic setting	
PERMANENT MAGNETS VOLUMETRIC PUMPS	Standard	
DIGITAL TOUCH DISPLAY	Standard	
COFFEE BOILER	2 x 1.9 l	3 x 1.9 l
MAIN BOILER	9.0 l	12.0 l
POWER	5.6 KW	7.4 KW
WIDTH (mm)	760	980
DEPTH (mm)	590	590
HEIGHT* (mm)	578	578
BODYWORK	Stainless steel AISI 304 (black or white by request)	
BOILER MATERIAL	Stainless steel AISI 316L	
THERMAL CONTROL	PID / Pressure transducer	
CUPS HEIGHT	To be set in between 80 mm and 130 mm	
SHOT TIMER	Standard	

\*Height includes 43 mm for R 9V style steam wand.


**R 9**

*fully saturated group // multi boiler technology*









## **R 9** *fully saturated group // multi boiler technology*

GROUPS	2	3	4
TECHNOLOGY	Multi Boiler	Multi Boiler	Multi Boiler
PORTION CONTROL	Automatic	Automatic	Automatic
COFFEE BOILER	2 x 1.9 l	3 x 1.9 l	4 x 1.9 l
MAIN BOILER	9 l	12 l	12 l
POWER	5.9 KW	7.7 KW	8.9 KW
WIDTH (mm)	760	980	1,200
DEPTH (mm)	590	590	590
HEIGHT (mm)	497	497	497
BODYWORK	Stainless steel AISI 304 (black or white by request)		
BOILER MATERIAL	Stainless steel AISI 316L		
THERMAL CONTROL	PID / Pressure transducer		
STEAM WANDS	Stainless steel + cool touch		
STEAM VALVES	Lever operated		
CUPS HEIGHT	86 mm		
SHOT TIMER	Standard		

**Opposite page:** the R 9 features fully saturated group and PID controlled multi boiler technology inside.

**RE Doppia**  
*fully saturated group // dual boiler*











## **RE Doppia** fully saturated group // dual boiler

GROUPS	2	3	4
TECHNOLOGY	Dual Boiler	Dual Boiler	Dual Boiler
PORTION CONTROL	Automatic	Automatic	Automatic
COFFEE BOILER	4 l	6.3 l	8.5 l
MAIN BOILER	9 l	12 l	18 l
POWER	5.5 KW	6 KW	7.5 KW
WIDTH (mm)	830	1,050	1,270
DEPTH (mm)	585	585	585
HEIGHT (mm)	515	515	515
BODYWORK	Stainless steel AISI 304 / Black soft touch / White soft touch		
BOILER MATERIAL	Stainless steel AISI 316L		
THERMAL CONTROL	PID / Pressure transducer		
STEAM WANDS	Stainless steel + cool touch		
CUPS HEIGHT	86 mm or tall version 120 mm		
SHOT TIMER	Standard		

**Opposite page:** the RE Doppia machine features fully saturated group technology inside.

**RE A TIMER**  
*thermo siphon heat exchanger*



## RE A TIMER *thermo siphon heat exchanger*

GROUPS	2	3	4
TECHNOLOGY	Thermosiphon	Thermosiphon	Thermosiphon
PORTION CONTROL	Automatic	Automatic	Automatic
BOILER	14.5 l	23.0 l	28.0 l
POWER*	4.3 KW	5.3 KW	6.3 KW
WIDTH (mm)	760	980	1,200
DEPTH (mm)	585	585	585
HEIGHT (mm)	491	491	491
BODYWORK	Stainless steel AISI 304 / Black soft touch / White soft touch		
BOILER MATERIAL	Copper		
THERMAL CONTROL	Pressure transducer		
STEAM WANDS	Stainless steel + cool touch		
CUPS HEIGHT	86 mm or tall version 120 mm		
SHOT TIMER	Standard		

\*Special power ratings available by request

# **BOXER**

*semi compact heat exchanger*





2 Group BOXER with optional shot timer.





## **BOXER** *semi compact heat exchanger*

GROUPS	1	2
TECHNOLOGY	Thermosiphon	Thermosiphon
PORTION CONTROL	Automatic	Automatic
BOILER	8.3 l	13.2 l
POWER*	2.3 KW	4.3 KW
WIDTH (mm)	480	630
DEPTH (mm)	490	490
HEIGHT (mm)	471	471
BODYWORK	Stainless steel AISI 304 / Black soft touch / White soft touch	
BOILER MATERIAL	Copper	
THERMAL CONTROL	Sirai Pressure Stat	
STEAM WANDS	Stainless steel + cool touch	
CUPS HEIGHT	86 mm or tall version 120 mm	
SHOT TIMER	By request	

\*Special power ratings available by request







ROCKET MILANO S.R.L.

Via Curiel 13  
20060 Liscate  
Milan, Italy

+39 02 953 513 34

[www.rocket-espresso.com](http://www.rocket-espresso.com)